

Line Scan Lens

XENON-ZIRCONIA 3.1/91, beta' = -0.7x

This lens is optimized for the use with 12k pixel line scan sensors and can also be used with 16k. It is broadband coated and can be used in the spectral range of 400 – 1000 nm. The V-mount makes it easy to install and rotate into the desired azimuth position for a wide range of line scan applications.

- F#5.1 shows optimum performance and a homogenous MTF @ 72 lp/mm as well. Performance is close to diffraction limited over the whole field. At f#4.8 the lens is free of artificial vignetting.
- A resolution of 100 lp/mm is achievable for magnification -0.7 at F#4.2 and F#5.1.
- F#3.1 allows maximum light throughput (about 3 times more than at F#5.1 on axis) and still shows good MTF over the field. The light fall-off at F#3.1 towards the edge still grants appr. 1.5 times more light compared to F#5.1.



XENON-Zirconia

Key Features

- for 12k line scan cameras (62.5mm length / pixel sizes appr. 5µm) and 16k (82mm length / pixel size appr. 5µm)
- Very high optical image quality in the large sensor range
- Vibration-insensitive for stable optical performance
- Lockable distance and aperture settings
- Industry-compatible V-mount interface
- Reliability and constant quality due to 100% quality control

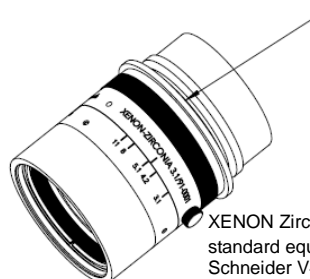
Applications

- Web and surface inspections
- Quality control
- FPD inspection
- PCB inspection
- OLED inspection
- Line scan applications

Technical Specifications	XENON-ZIRCONIA 3.1/91
F# range	optimum 5.1 (3.1 – 11)
Focal length	91.2 mm
Image circle	62.5 / 82 mm
Beta'	-0.7 (-0,77 ... 0,63)
Object to image distance	355 (350 ... 363) mm
Transmission	400 - 1000 nm
Interface	V48-Mount
Weight	250 gr.
Filter thread	M46 x 0.75
Code no.	1078947

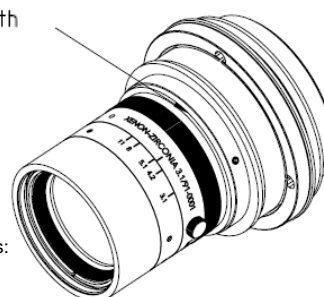
Accessories

			Code no.
Adapter V48-Mount/V70-Mount			# 1075304
	incl. focusing ring		
Adapter	V70 / M72x0.75	10 mm	# 1072419
Extension tube	M72x0.75	5 mm	# 1072420
Extension tube	M72x0.75	10 mm	# 1072421
Extension tube	M72x0.75	25 mm	# 26406
Extension tube	M72x0.75	50 mm	# 1054733
Extension tube	M72x0.75	100 mm	# 1079483



XENON Zirconia 3,1/91
standard equipment:
Schneider V48-Mount

red dot marking for best azimuth
90° to line direction



XENON Zirconia 3,1/91
with additional accessories:
Schneider V70-Mount
with focusing

Xenon-Zirconia 3.1/91

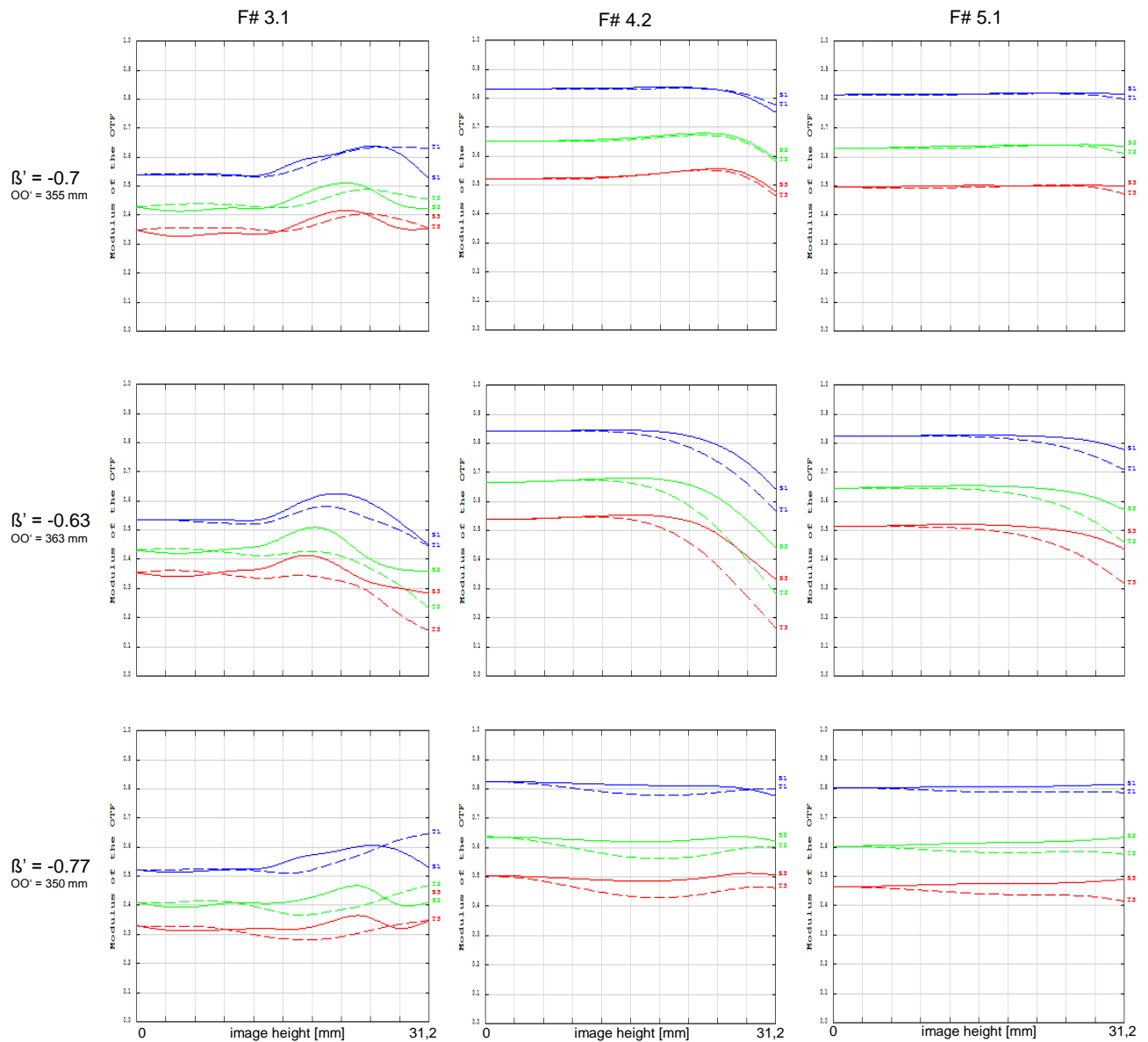
XENON ZIRCONIA 3.1/91

$f' = 91,2 \text{ mm}$ $\beta'_P = 0,95$
 $s_F = -46,6 \text{ mm}$ $s_{EP} = 49,2 \text{ mm}$
 $s'_F = 56,6 \text{ mm}$ $s'_{AP} = -30,2 \text{ mm}$
 $HH' = -21,2 \text{ mm}$ $\Sigma d = 58,00 \text{ mm}$

XENON Zirconia 3.1/91 MTF with reference to image height

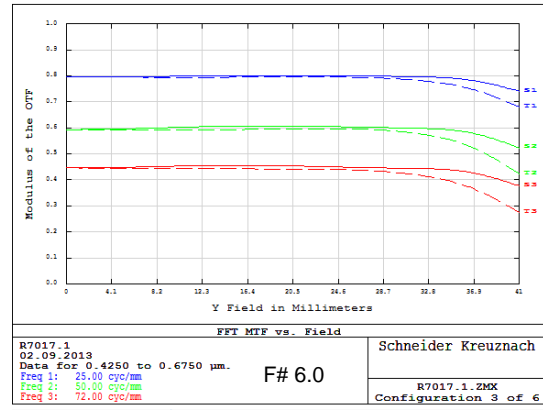
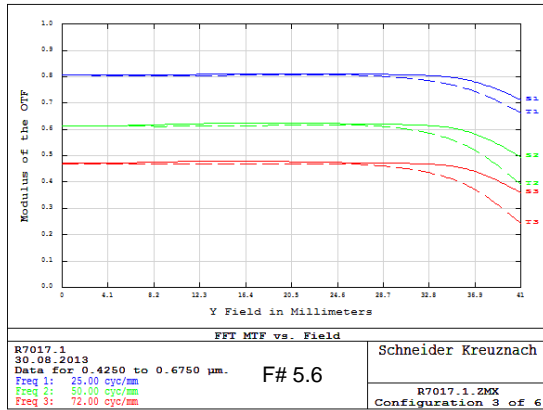
Wavelength λ	[nm]:	425	475	525	575	625	675
Spectral weighting	[%]:	1.5	13.6	26.5	27.8	24.2	6.4
Spatial frequency R	[1/mm]:	25	50	72 (= 12K sensor)			
Image- \emptyset	[mm]:	62.5					

radial ———
 tangential - - - -



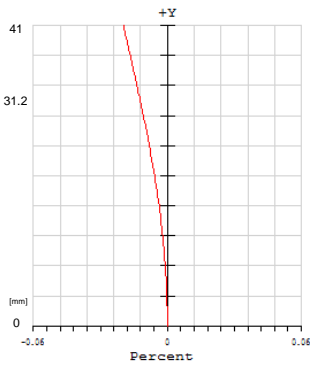
Xenon-Zirconia 3.1/91

Optical quality for 16 K sensor
with 82 mm length and 5 μm pixel size



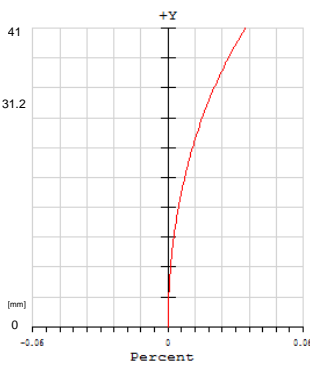
Distortion

$\beta' = -0.7$
 $OO' = 355 \text{ mm}$

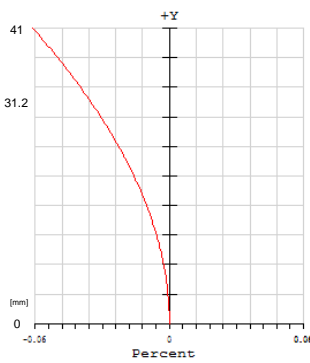


Distortion is shown for different magnifications. Positive values indicate pincushion distortion and negative values barrel distortion.

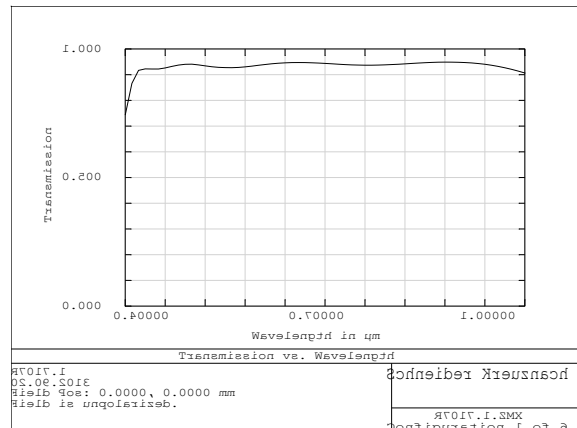
$\beta' = -0.63$
 $OO' = 363 \text{ mm}$



$\beta' = -0.77$
 $OO' = 350 \text{ mm}$

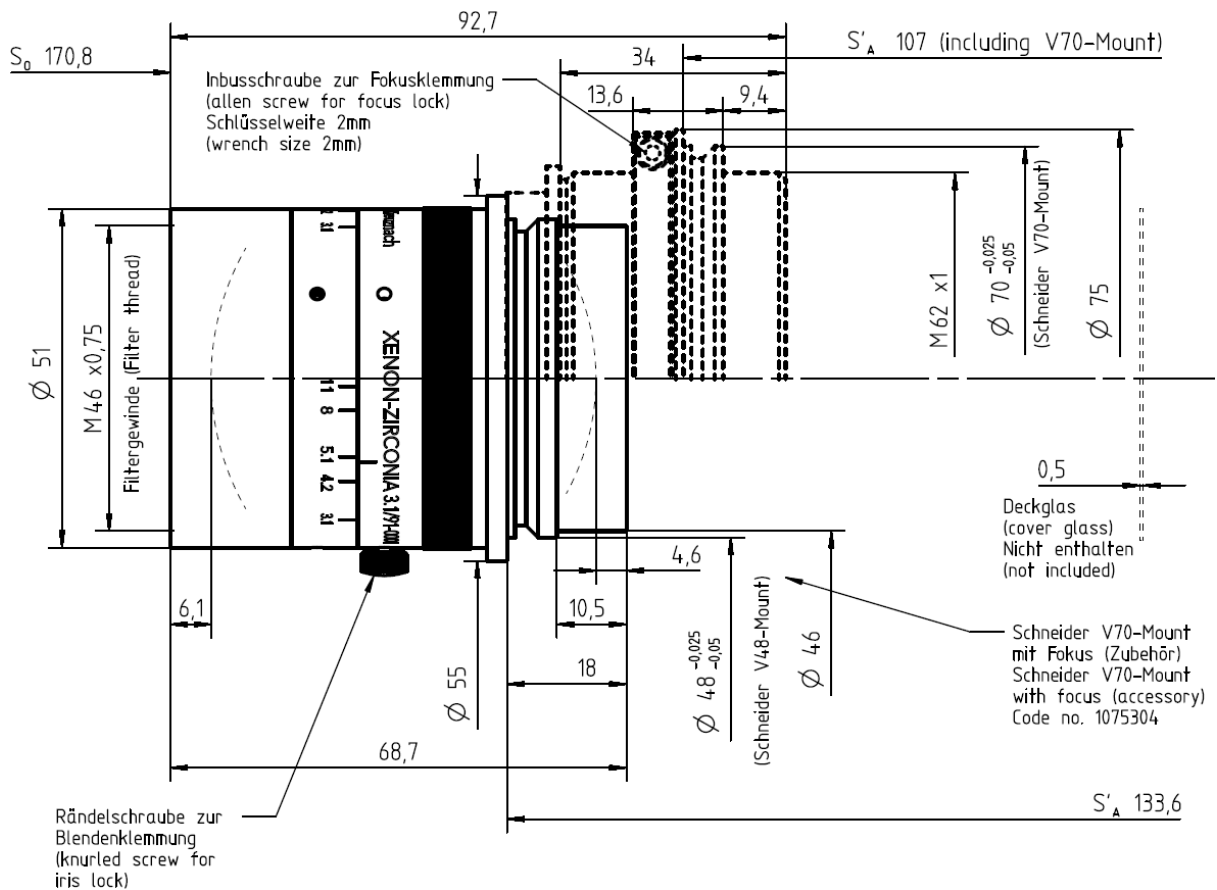
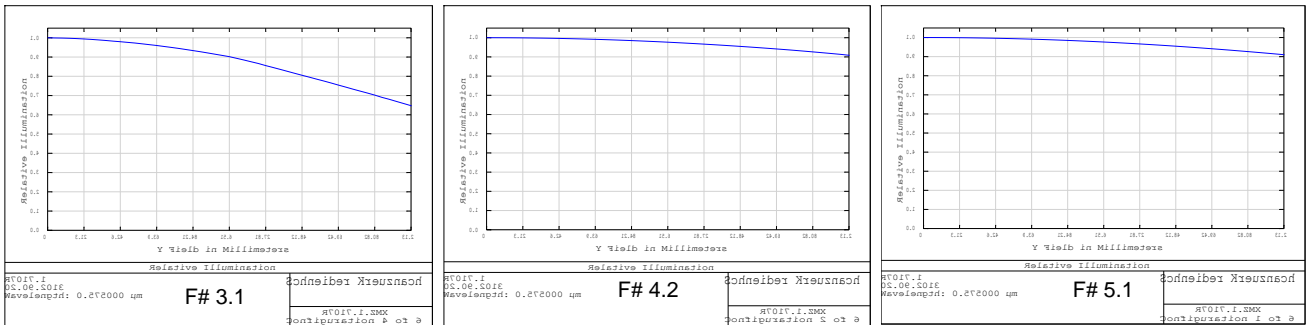


Transmission



Xenon-Zirconia 3.1/91

Relative Illumination



Contact

Jos. Schneider Optische Werke GmbH
 Ringstraße 132
 55543 Bad Kreuznach
 Germany
 Phone +49 671 601-205
 Fax +49 671 601-286
 www.schneiderkreuznach.com
 industrie@schneiderkreuznach.com

Schneider Optical Technologies Co., Ltd.
 Rm. A505 Yingdali Science Park, Hongmian Rd.,
 Futian Free Trade Zone, Shenzhen 518038,
 P.R. China
 Phone: +86 755 88 32 11 70
 Fax: +86 755 88 32 11 75
 www.schneiderkreuznach.com
 info@schneider-asiapacific.com

Schneider Optics Inc.
 285 Oser Ave.
 Hauppauge, NY 11788
 USA
 Phone +1 631 761-5000
 Fax +1 631 761-5090
 www.schneideroptics.com/industrial
 industrial@schneideroptics.com